

inédit

LIGHTING

DATA SHEET

MOLTO LUCE®

DARK NIGHT LENS

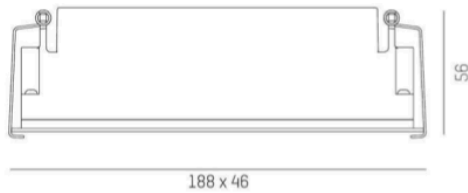
579-00302052305

DARK NIGHT LENS 5 R RECESSED SPOTLIGHT made of aluminium, white matt, similar to RAL 9016, decor silver,high-efficiently vacuum deposited aluminium reflector beam 22°, light output direct, UGR <16, without converter, max. 700mA, IP20

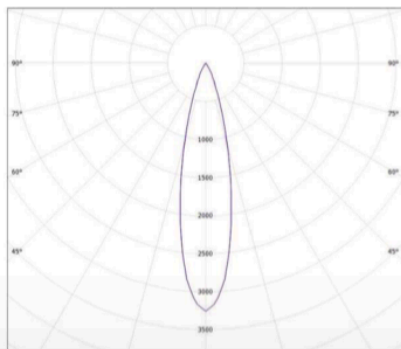


DRAWING

1 - 25 mm
182 x 40 mm, ET 85 mm



LIGHT DISTRIBUTION CURVE



TECHNICAL DETAILS

Bulb type	LED 10W
Luminous flux [lm]	700
Current sec. [mA]	700
Colour temp. [K]	2700K
CRI	>90
UGR	<16
Optics	vacuum deposited aluminium reflector
Converter	without converter
Light output	direct
Beam angle [°]	22°
Material	aluminium
Length [mm]	188
Width [mm]	46
Height [mm]	56
Ceiling cutout [mm]	182x40
Ceiling thickness [mm]	1-25
Recess depth [mm]	85
IP protection class	IP20
Voltage class	protection cl. II
Net weight [kg]	0,51
Color lamp	white matt
RAL	9016
Colour decor	silver
EAN-Number	9010506237023
Lifetime [h]	L80 B10 50 000

inédit

LIGHTING

DATA SHEET

MOLTO LUCE®

DARK NIGHT LENS

579-00202052305

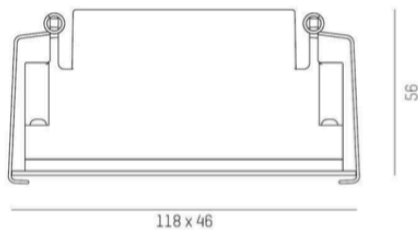
DARK NIGHT LENS 3 R RECESSED SPOTLIGHT made of aluminium, white matt, similar to RAL 9016, decor silver, high-efficiently vacuum deposited aluminium reflector beam 22°, light output direct, UGR <16, without converter, max. 700mA, IP20



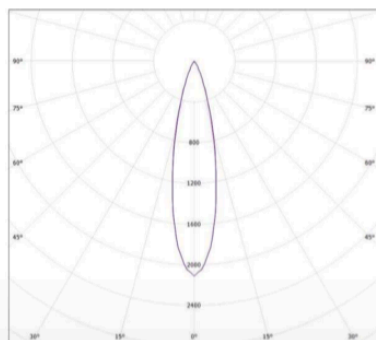
DRAWING

1 - 25 mm

112 x 40 mm, ET 85 mm



LIGHT DISTRIBUTION CURVE



TECHNICAL DETAILS

Bulb type	LED 6W
Luminous flux [lm]	450
Current sec. [mA]	700
Colour temp. [K]	2700K
CRI	>90
UGR	<16
Optics	vacuum deposited aluminium reflector
Converter	without converter
Light output	direct
Beam angle [°]	22°
Material	aluminium

Length [mm]	118
Width [mm]	46
Height [mm]	56
Ceiling cutout [mm]	112x40
Ceiling thickness [mm]	1-25
Recess depth [mm]	85
IP protection class	IP20
Voltage class	protection cl. II
Net weight [kg]	0,33

Color lamp	white matt
RAL	9016
Colour decor	silver
EAN-Number	9010506236712
Lifetime [h]	L80 B10 50 000



