



TEKNA

Name **PHARE DOUBLE**
Number **N136**
Collection **ARTON**

General

Location Indoor
Main material Brass/glass
IP rating IP20
Class I
Bathroom zone Zone 3
Voltage 230V
Driver Required Integrated
Cable length (m) 0,2
Dimenstions (mm/ W-H-D) .
Mounting method Wall bracket
Brut weight (kg) 1.5
Gross weight (kg) 2
Packing (mm / W-H-D) 160x160x500
Energy Efficiency % A

Lamp

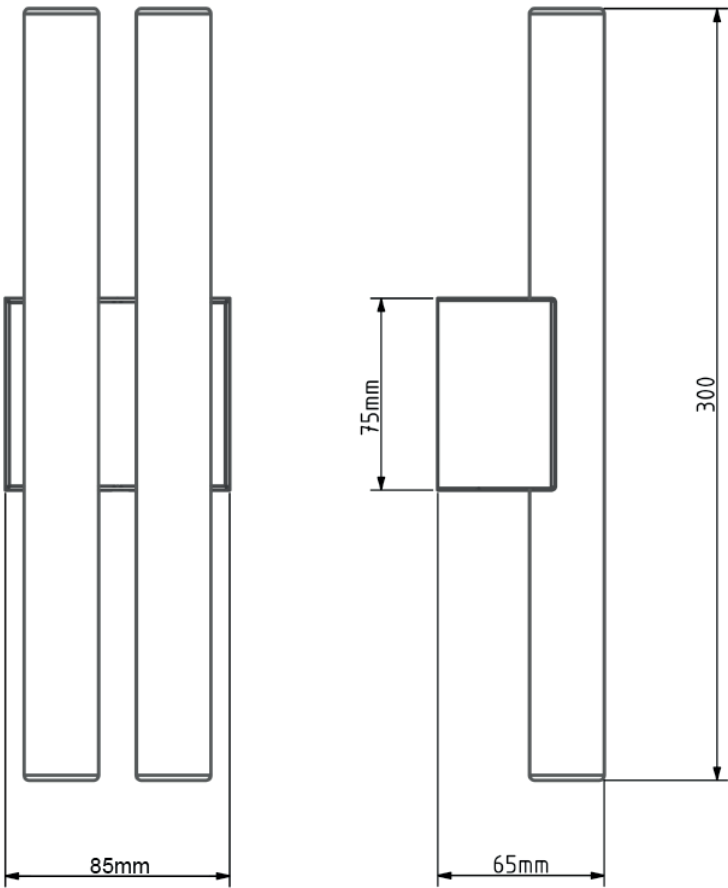

Light source Included
Number of light sources Filament LED
Soket Type 2
Bulb shape S14d
Max Lamp Length Linear Lamp
power consumption 300mm/500mm
Luminous Flux 8w / 12w
Colour Temp 270lm / 500lm
CRI 2200k
Lifetime 90
Beam angle 30000h
360°

Electrical

Swiched Yes
Battery No
Dimmible Yes
Dimming Range <20% to 100%
Dimming method Phase dim
Supply Frequency 50Hz / 60Hz
Driver/Ballast Voltage 230Vac
Efficacy A

Finishes

- Polished Brass
- Dark Bronze
- Polished Chrome Plated Brass
- Brushed Nickel Plated Brass
- Polished Nickel Plated Brass
- Black Mirror Plated Brass





TEKNA

Name **PHARE SINGLE**
Number **N135**
Collection **ARTON**

General

Location Indoor
Main material Brass/glass
IP rating IP20
Class I
Bathroom zone Zone 3
Voltage 230V
Driver Required Integrated
Cable length (m) 0,2
Dimenstions (mm/ W-H-D) .
Mounting method Wall bracket
Brut weight (kg) 1.5
Gross weight (kg) 2
Packing (mm / W-H-D) 160x160x500
Energy Efficiency % A

Lamp

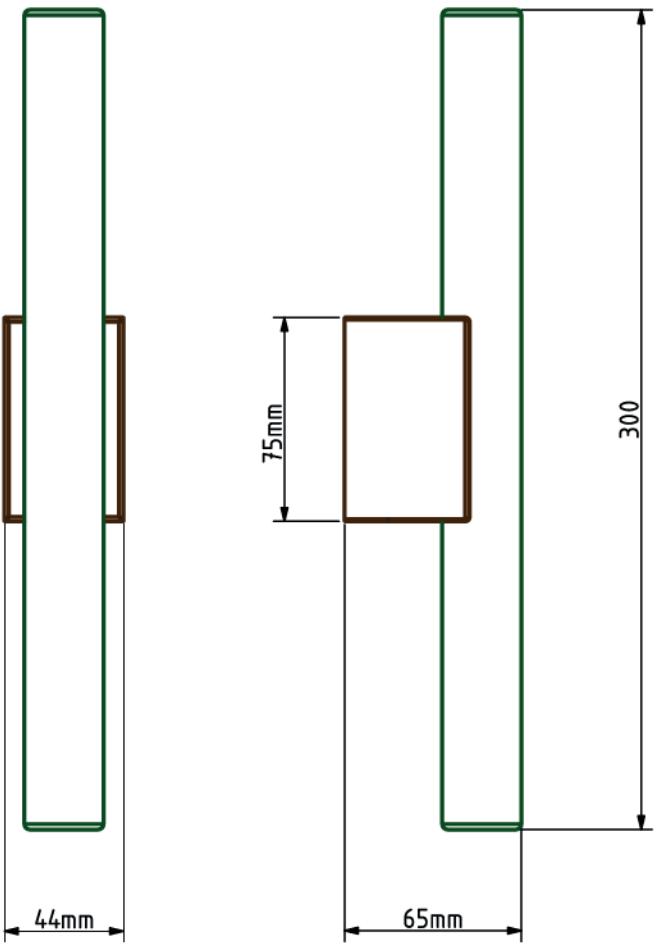
Light source Included
Number of light sources Filament LED
Soket Type 1
Bulb shape S14d
Max Lamp Length Linear Lamp
power consumption 300mm/500mm
Luminous Flux 8w / 12w
Colour Temp 270lm / 500lm
CRI 2200k
Lifetime 90
Beam angle 30000h
360°


Electrical

Switched .
Battery No
Dimmible Yes
Dimming Range <20% to 100%
Dimming method Phase dim
Supply Frequency 50Hz / 60Hz
Driver/Ballast Voltage 230Vac
Efficacy A

Finishes

- Polished Brass
- Dark Bronze
- Polished Chrome Plated Brass
- Brushed Nickel Plated Brass
- Polished Nickel Plated Brass
- Black Mirror Plated Brass





TEKNA

Name **PHARE TRIPLE**
Number **N137**
Collection **ARTON**

General

Location Indoor
Main material Brass/glass
IP rating IP20
Class I
Bathroom zone Zone 3
Voltage 230V
Driver Required Integrated
Cable length (m) 0,2
Dimenstions (mm/ W-H-D) .
Mounting method Wall bracket
Brut weight (kg) 1.5
Gross weight (kg) 2
Packing (mm / W-H-D) 160x160x500
Energy Efficiency % A

Lamp

Light source Filament LED
Number of light sources 3
Soket Type S14d
Bulb shape Linear Lamp
Max Lamp Length 300mm/500mm
power consumption 8w / 12w
Luminous Flux 270lm / 500lm
Colour Temp 2200k
CRI 90
Lifetime 30000h
Beam angle 360°

Electrical

Swiched .
Battery No
Dimmible Yes
Dimming Range <20% to 100%
Dimming method Phase dim
Supply Frequency 50Hz / 60Hz
Driver/Ballast Voltage 230Vac
Efficacy A

Finishes

- Polished Brass
- Dark Bronze
- Polished Chrome Plated Brass
- Brushed Nickel Plated Brass
- Polished Nickel Plated Brass
- Black Mirror Plated Brass

