

inédit

LIGHTING

TEKNA

Name **SHELL LIGHT - LED**
Number **N001**
Collection **NAUTIC**

General

Location Indoor
Main material Brass
IP rating IP20
Class .
Bathroom zone Zone 3
Voltage 230V
Driver Required No
Cable length (m) .
Dimensions (mm/ W-H-D) 122-167-65
Mounting method Wall mounted
Brut weight (kg) .
Gross weight (kg) .
Packing (mm / W-H-D) .
Energy Efficiency % .






Lamp

Light source Included
Number of light sources Led module
Soket Type 1
Bulb shape COB
Max Lamp Length .
power consumption 4.3W
Luminous Flux 145lm
Colour Temp 2700K
CRI .
Lifetime .
Beam angle .

Electrical

Swiched No
Battery No
Dimmible .
Dimming Range .
Dimming method .
Supply Frequency 50Hz
Driver/Ballast Voltage .
Efficacy .

Finishes

 Polished Brass
 Dark Bronze
 Brushed Chrome Plated Brass

